



K. D. PAWAR SHIKSHAN MAHAVIDYALAYA

AANGEWADA, NAGPUR ROAD, SAONER DIST- NAGPUR-441107

(Recognized by N.C.T.E. & R.T.M. Nagpur University, Nagpur)

Mob. No. 9822697899

N.C.T.E. Code: APW03501/1234513

RTM Nagpur University College Code: 348

Ref: NAAC 2024/MLD/Cr-2.4.12

Date-07/05/2024

Criteria: 2.4.12	<p>Performance of students during internship is assessed by the institution in terms of observations of different persons such as</p> <ol style="list-style-type: none">1. Self2. Peers (fellow interns)3. Teachers / School* Teachers4. Principal / School* Principal5. B.Ed Students / School* Students <p>(* 'Schools' to be read as "TEIs" for PG programmes)</p>
Findings of DVV	Assessment criteria adopted by each of the selected persons (For Bachelor and PG Programmes as applicable). Two filled in sample observation formats for each of the claimed assessors
Response/ Clarification	<ol style="list-style-type: none">1. Sample performance assessment forms and records are attached duly checked and verified by Principal (Appendix I)



**K.D.Pawar Shikshan
Mahavidyalaya
Saoner, Dist. Nagpur**

Appendix I

के. डी. पवार शिक्षण महाविद्यालय
सावनेर, जि. नागपूर

K. D. PAWAR SHIKSHAN MAHAVIDYALAYA,
SAONER

शैक्षणिक सत्र 2023 - 2024
(Session)



सराव पाठ निरीक्षण पुस्तिका
(Observation Book)

छात्र अध्यापकाचे नांव : Meenakshi Wankhede
(Student-Teacher's Name)

क्रमांक : _____
(Roll No.)

अध्यापन पद्धती : १) Chemistry
(Methods)

२) Biology

निरीक्षण क्र. (Observation No.) :

पाठ घेणाऱ्या छात्र अध्यापकाचे नांव :

(Student-Teacher's Name)

शाळा/महाविद्यालयाचे नांव :

(School Name)

विषय :

(Subject)

विषयांश :

(Topic)

इयत्ता

(Class)

तुकडी :

(Section)

- १) पाठयांशाचे संघटन :- The teacher assembled the topic of (Assembling Subtopic) lesson in logical manner.
- २) प्रारंभाची कार्यवाही :- Teacher asked some question to the (Introduction) students check their attention.
- ३) हेतूकथन :- The name of topic clearly tell to (Statement of Aim) the students.
- ४) स्पष्टीकरण, उदाहरणे, दाखले :- The teacher explained lesson by (Explanation, Examples & Illustrations) giving various examples.
- ५) मूलभूत प्रश्न पद्धती :- The teacher asked the question (Questioning Skill) to the student based on topic.
- ६) मुक्त प्रश्न :- The teacher asked open ended questions (Open-ended Questions) to the student to prognoses their thinking.
- ७) प्रबलन :- by praising and telling their mistake to (Re-inforcement) solve to the student teacher promote the students to give answer.
- ८) फलकलेखन :- Teacher write example on (Black-Board Writing) board based on topic.

- 9) चेतक बदल :- while explaining to the topic of the lesson (Stimulus Variation) the teacher has used the proper voice module.
- 90) वर्ग व्यवस्थापन :- The class was fully controlled by teacher (Class Control) during classroom teaching.
- 91) समारोप कार्यवाही व स्वाध्याय :- Teacher gives some examples for (Recapitulation & Home Work) homework on black board to the student to use learning.
- 92) मूल्यमापन :- By using various example teacher evaluate (Evaluation) the student.
- 93) विद्यार्थी प्रतिसाद :- Because the teacher personality good (Student Response) student response was nice.
- 94) शिक्षक व्यक्तित्व :- The teachers personality was very (Teacher's Personality) impressive and nice.
- 95) विषयज्ञान प्रभुत्व :- The teacher Personality was very has whole (Subject Knowledge) in Knowledge of subject.
- 96) कार्यवाहीतील नियोजनबद्धता :- The topic of lesson was preplanned (Planning) by teacher before classroom teaching.
- 97) अभिप्राय :- The classroom teaching done by the (Remarks) :- teacher was nice

98)

				✓
निकृष्ट	निम्न	साधारण	चांगला	उत्कृष्ट
Weak	Below Average	Average	Good	Nice

(Student-Teacher's Name & Sign.)
छात्र अध्यापकाचे नांव व स्वाक्षरी

(Incharge Teacher Sign.)
प्राध्यापकाची स्वाक्षरी

(Observer's Name & Sign.)
पाठ निरीक्षकाचे नांव व स्वाक्षरी

D. M. Lohale

निरीक्षण क्र. (Observation No.) :

पाठ घेणाऱ्या छात्र अध्यापकाचे नांव : Meenakshi Wankhe

(Student-Teacher's Name)

शाळा/महाविद्यालयाचे नांव : Akangar Parishad School इयत्ता 8th

(School Name)

(Class)

विषय : Science विषयांश : Circulatory system तुकडी : A

(Subject)

(Topic)

(Section)

- १) पाठयांशाचे संघटन :- Teacher assembled the sub-topic of (Assembling Subtopic) lesson in Psychological manner.
- २) प्रारंभाची कार्यवाही :- Teacher asked some question to check (Introduction) the attention of students.
- ३) हेतूकथन :- Teacher tell name of topic to the student (Statement of Aim) directly clearly.
- ४) स्पष्टीकरण, उदाहरणे, दाखले :- Teacher help the students to identify (Explanation, Examples & Illustrations) the example and differentiate them.
- ५) मूलभूत प्रश्न पद्धती :- teacher asked the question to (Questioning Skill) student very clearly.
- ६) मुक्त प्रश्न :- The question asked by teacher were open (Open-ended Questions) ended and it promotes thinking of students.
- ७) प्रबलन :- by Praising and telling their mistake (Re-inforcement) were open ended & it promotes thinking of students.
- ८) फलकलेखन :- By Praising and telling their mistake (Black-Board Writing) to solve the students teacher Promote information on topic.

- 9) चेतक बदल :- while explaining topic of lesson the teacher (Stimulus Variation) has used the proper voice motivations
- 90) वर्ग व्यवस्थापन :- The class was fully controlled by teacher (Class Control) during class room teaching.
- 91) समारोप कार्यवाही व स्वाध्याय :- Teacher gives home work to the (Recapitulation & Home Work) student to find out some examples.
- 92) मूल्यमापन :- By using various examples teacher (Evaluation) evaluate the students.
- 93) विद्यार्थी प्रतिसाद :- Because of teacher Personality was (Student Response) good students response was nice.
- 94) शिक्षक व्यक्तित्व :- Because of teacher Personality very (Teacher's Personality) good students response was nice.
- 95) विषयज्ञान प्रभुत्व :- The teacher's has good knowledge (Subject Knowledge) of chemistry.
- 96) कार्यवाहीतील नियोजनबद्धता :- The teacher has good knowledge of (Planning) chemistry the topic of lesson planned by teacher before for classroom teaching
- 97) अभिप्राय :- The classroom teaching done by the (Remarks) teacher was nice

98)

				✓
--	--	--	--	---

निकृष्ट निम्न साधारण चांगला उत्कृष्ट

Weak Below Average Good Nice

Average

छात्र अध्यापकाचे नांव व स्वाक्षरी

(Student-Teacher's Name & Sign.)

प्राध्यापकाची स्वाक्षरी

(Incharge Teacher Sign.)

पाठ निरीक्षकाचे नांव व स्वाक्षरी

(Observer's Name & Sign.)

D.M. Ghosh

के. डी. पवार शिक्षण महाविद्यालय
सावनेर, जि. नागपूर

K. D. PAWAR SHIKSHAN MAHAVIDYALAYA,
SAONER

शैक्षणिक सत्र 20 - 20
(Session)



सराव पाठ निरीक्षण पुस्तिका
(Observation Book)

छात्र अध्यापकाचे नांव :
(Student-Teacher's Name)

Peachi Kishore Bhange

क्रमांक
(Roll No.)

:

अध्यापन पद्धती
(Methods)

:

१)

Biology

२)

Chemistry

निरीक्षण क्र. (Observation No.) : 1

पाठ घेणाऱ्या छात्र अध्यापकाचे नांव : मोरेशिंदी कान्होजी कासारे

(Student-Teacher's Name)

शाळा/महाविद्यालयाचे नांव : Nagare parishad High school 9th

(School Name)

Saoner

इयत्ता

(Class)

विषय : marathi

(Subject)

विषयांश : आदर्शवादी मुसगावकर

(Topic)

तुकडी : A

(Section)

- १) पाठयांशाचे संघटन :- Teacher assembling the topic of
(Assembling Subtopic) lesson Logically.
- २) प्रारंभाची कार्यवाही :- Teacher asked some general question
(Introduction) to student to check the attention of students
- ३) हेतूकथन :- Teacher tells the name of topic to the
(Statement of Aim) student clearly
- ४) स्पष्टीकरण, उदाहरणे, दाखले :- Teacher tell the meaning of hard
(Explanation, Examples & Illustrations) words in lesson and explained the lesson by giving examples
- ५) मूलभूत प्रश्न पद्धती :- By asking various kind of question.
(Questioning Skill) Teacher enhance the knowledge of student which promote thinking of students.
- ६) मुक्त प्रश्न :- Teacher which promote thinking skills
(Open-ended Questions) of students
- ७) प्रबलन :- student give correct answer of question
(Re-inforcement) asked by teacher.
- ८) फलकलेखन :- Teacher writes the meaning of words
(Black-Board Writing) sentence and write on black board.

- 9) चेतक बदल :- While teacher explaining the topic of lesson the teacher has used the pre voice modules.
(Stimulus Variation)
- 90) वर्ग व्यवस्थापन :- The class was fully controlled by teacher during class-room teaching to students.
(Class Control)
- 91) समारोप कार्यवाही व स्वाध्याय :- Teacher gives home-work to student on black board to use Leisure time.
(Recapitulation & Home Work)
- 92) मूल्यमापन :- By using various example of lesson the teacher evaluate the students.
(Evaluation)
- 93) विद्यार्थी प्रतिसाद :- The teacher personality was very good & student response also very good & nice.
(Student Response)
- 94) शिक्षक व्यक्तित्व :- Teacher personality is impressive & nice.
(Teacher's Personality)
- 95) विषयज्ञान प्रभुत्व :- Teacher have good knowledge about Marathi language, good knowledge about his subject specialist.
(Subject Knowledge)
- 96) कार्यवाहीतील नियोजनबद्धता :- The topic of lesson was pre-planned by teacher before the class-room teaching.
(Planning)
- 97) अभिप्राय :- The classroom teaching done by the teacher is nice.
(Remarks)

98)

				✓
निकृष्ट	निम्न	साधारण	चांगला	उत्कृष्ट
Weak	Below Average	Average	Good	Nice

छात्र अध्यापकाचे नांव व स्वाक्षरी

(Student-Teacher's Name & Sign.)

M. K. Karsarpe

प्राध्यापकाची स्वाक्षरी

(Incharge Teacher Sign.)

पाठ निरीक्षकाचे नांव व स्वाक्षरी

(Observer's Name & Sign.)

Peachi Kishore Bha

के. डी. पवार शिक्षण महाविद्यालय
सावनेर, जि. नागपूर

K. D. PAWAR SHIKSHAN MAHAVIDYALAYA,
SAONER

शैक्षणिक सत्र 2022 - 2024
(Session)



सराव पाठ निरीक्षण पुस्तिका
(Observation Book)

छात्र अध्यापकाचे नांव : कु. कामिनी वासुदेवराव कुमेरिया
(Student-Teacher's Name)

क्रमांक
(Roll No.)

अध्यापन पध्दती
(Methods)

1) ENGLISH

2) COMMERCE

निरीक्षण क्र. (Observation No.): 1.

पाठ घेणाऱ्या छात्र अध्यापकाचे नांव : श्री. पी. एम. महाजन सर

(Student-Teacher's Name)

शाळा/महाविद्यालयाचे नांव : नगर परिषद लायस्कूल, इयत्ता ९ वा

(School Name)

विषय : अर्थशास्त्र विषयांश : लोकसेव्या वाढीतील बदल तुकडी : A

(Subject)

(Topic)

(Section)

- १) पाठयांशाचे संघटन :- पाठाची तयारी उत्तम होती. सुरुवातीला प्रस्तावनेचे प्रश्न विचारून विद्यार्थ्यांचे पूर्व-ज्ञान जाणवत केले.
(Assembling Subtopic)
- २) प्रारंभाची कार्यवाही :- " आकर्षक प्रस्तावना केल्याने विद्यार्थ्यांच्या मनात पाठाविषयी आवड निर्माण झाली.
(Introduction)
- ३) हेतूकथन :- हेतूकथन हे प्रस्तावनेवर आधारित स्पष्ट व सोप्या आवाजात सवनि ऐकून जाईल अशा पद्धतीने करण्यात आले.
(Statement of Aim)
- ४) स्पष्टीकरण, उदाहरणे, दाखले :- विद्यार्थ्यांना समजण्यासारखे, विविध उदाहरणे देऊन स्पष्टीकरण करण्यात आले.
(Explanation, Examples & Illustrations)
- ५) मूलभूत प्रश्न पद्धती :- हेतूकथन संबंधित प्रश्न विचारण्यात आले.
(Questioning Skill)
- ६) मुक्त प्रश्न :- विचारलेले प्रश्न हे विचाराला प्रवृत्त करणारे होते.
(Open-ended Questions)
- ७) प्रबलन :- विद्यार्थ्यांना विचारलेल्या प्रश्नांचे उत्तरे आल्यावर उत्कृष्ट प्रतिसाद देत होते.
(Re-inforcement)
- ८) फलकलेखन :- फलकाच्या दोन्ही भागात सुवाच्य अक्षरात व आवश्यक मुद्द्यांसह फलकलेखन झाले.
(Black-Board Writing)

- 9) चेतक बदल :- शिकवितोना हावभाव, मधोमध आवाजात (Stimulus Variation) लयबदल करत होते.
- १०) वर्ग व्यवस्थापन :- वर्ग व्यवस्थापन व वर्गनियंत्रण उत्तम प्रकारे (Class Control) करण्यात आले.
- ११) समारोप कार्यवाही व स्वाध्याय :- शिकविलेल्या भागाचे पुनरावलोकन केले (Recapitulation & Home Work) त्यातून विद्यार्थ्यांच्या चांगला प्रतिसाद मिळाला व यावर विद्यार्थ्यांस विविध प्रश्न विचारले.
- १२) मूल्यमापन :- प्रश्नांच्या आधारे मूल्यमापन केले (Evaluation)
- १३) विद्यार्थी प्रतिसाद :- अध्यापन आधारित प्रश्न विचारण्यात आले (Student Response) त्यास विद्यार्थ्यांच्या स्वरूप चांगला प्रतिसाद मिळाला.
- १४) शिक्षक व्यक्तिमत्व :- शिक्षकांची अध्यापनावर छाप योग्य होती. (Teacher's Personality)
- १५) विषयज्ञान प्रभुत्व :- विषयाबद्दल सोच्याकडे सर्वोत्तम ज्ञान होते. (Subject Knowledge) त्याने विविध स्पष्टीकरण देण्यात आले.
- १६) कार्यवाहीतील नियोजनबद्धता :- पाठ नियोजनाची योग्य अंमलबजावणी (Planning) केली.
- १७) अभिप्राय विद्यार्थ्यांच्या कृतीयुक्त सहभाग होता आला (Remarks) :- असता.

१८)

			✓	
--	--	--	---	--

निकृष्ट निम्न साधारण चांगला उत्कृष्ट
Weak Below Average Good Nice
Average

छात्र अध्यापकाचे नांव व स्वाक्षरी

(Student-Teacher's Name & Sign.)

प्राध्यापकाची स्वाक्षरी

(Incharge Teacher Sign.)

पाठ निरीक्षकाचे नांव व स्वाक्षरी

(Observer's Name & Sign.)

निरीक्षण क्र. (Observation No.) : 2

पाठ घेणाऱ्या छात्र अध्यापकाचे नांव : के. एस. शेगार

(Student-Teacher's Name)

शाळा/महाविद्यालयाचे नांव : नगर परिषद हायस्कूल, सावये

(School Name)

(Class) B

विषय : मराठी

विषयांश : व्याकरण

तुकडी :

(Subject)

(Topic)

(Section)

- १) पाठयांशाचे संघटन :- पाठाची तयारी उत्तम होती. सुरुवातीला प्रस्तावनेचे प्रश्न विचारून विद्यार्थ्यांचे पूर्वज्ञान जागृत केले. हुकूम्याव्य साधनांच्या वापर करून सुरुवात केली.
(Assembling Subtopic)
- २) प्रारंभाची कार्यवाही :- आकर्षक प्रस्तावना केल्याने पाठाविषयी विद्यार्थ्यांच्या मनात आवड निर्माण झाली.
(Introduction)
- ३) हेतूकथन :- हेतूकथन हे प्रस्तावनेवर आधारित स्पष्ट व मोठ्या आवाजात सर्वाना ऐकू नसिल अशा पद्धतीने करण्यात आले.
(Statement of Aim)
- ४) स्पष्टीकरण, उदाहरणे, दाखले :- विद्यार्थ्यांना समजण्यासारखे विविध उदाहरणे देवून स्पष्टीकरण करण्यात आले.
(Explanation, Examples & Illustrations)
- ५) मूलभूत प्रश्न पद्धती :- हेतूकथन संबंधित प्रश्न विचारण्यात आले.
(Questioning Skill)
- ६) मुक्त प्रश्न :- प्रश्न हे विचाराला चाखना देणारे होते.
(Open-ended Questions)
- ७) प्रबलन :- विचारलेल्या प्रश्नांचे प्रतीउत्तरे आल्यावर प्रतिसाद शिक्क देत होते.
(Re-inforcement)
- ८) फलकलेखन :- फलकाच्या दोन्ही भागात सुवाच्य अक्षरात व आवश्यक मुद्द्यांसह फलक-लेखन झाले.
(Black-Board Writing)

- 9) चेतक बदल :- अध्यापन दरम्यान लावभाव, मध्यंतरी आवाज (Stimulus Variation) बदल करत होते.
- १०) वर्ग व्यवस्थापन :- अध्यापनात व्यवस्था व वर्गनियंत्रण उत्तम (Class Control) प्रकारे करण्यात आले.
- ११) समारोप कार्यवाही व स्वाध्याय :- शिकविलेल्या भागाचे पुनरावलोकन केले (Recapitulation & Home Work) व त्याला विद्यार्थ्यांच्या चांगला प्रतिसाद मिळाला.
- १२) मूल्यमापन :- प्रश्नांच्या प्रतिसादने मूल्यमापन केले. (Evaluation)
- १३) विद्यार्थी प्रतिसाद :- अध्यापन आधारावर विविध प्रश्न विचारण्यात आले तेव्हा विद्यार्थ्यांच्या योग्य प्रतिसाद मिळाला. (Student Response)
- १४) शिक्षक व्यक्तिमत्व :- अध्यापकांची स्वतः व अध्यापनावर विविध छाप होती. (Teacher's Personality)
- १५) विषयज्ञान प्रभुत्व :- विविध स्पाष्टीकरण देण्यात आले यावरून त्यांना (Subject Knowledge) कडे विषयज्ञान सखोल आहे.
- १६) कार्यवाहीतील नियोजनबद्धता :- अध्यापनात पाठ नियोजनाची योग्य (Planning) अंमलबजावणी केली.
- १७) अभिप्राय विद्यार्थ्यांच्या कृतीयुक्त सहभाग होता आला (Remarks) :- असता.

१८)

			✓	
निकृष्ट	निम्न	साधारण	चांगला	उत्कृष्ट
Weak	Below Average	Average	Good	Nice

छात्र अध्यापकाचे नांव व स्वाक्षरी
(Student-Teacher's Name & Sign.)

K. C. Sengupta

प्राध्यापकाची स्वाक्षरी
(Incharge Teacher Sign.)

पाठ निरीक्षकाचे नांव व स्वाक्षरी
(Observer's Name & Sign.)

के. डी. पवार शिक्षण महाविद्यालय
सावनेर, जि. नागपूर

K. D. PAWAR SHIKSHAN MAHAVIDYALAYA,
SAONER

शैक्षणिक सत्र 2022 - 2024
(Session)



सराव पाठ निरीक्षण पुस्तिका
(Observation Book)

छात्र अध्यापकाचे नांव : Kalyani R. Wadibhasme
(Student-Teacher's Name)

क्रमांक : _____
(Roll No.)

अध्यापन पद्धती : १) Biology
(Methods)

२) Chemistry

निरीक्षण क्र. (Observation No.) : 01

पाठ घेणाऱ्या छात्र अध्यापकाचे नांव : Ashok B. Sandey

(Student-Teacher's Name)

शाळा/महाविद्यालयाचे नांव : Nagar parishad high school saoner

(School Name)

इयत्ता 9

(Class)

विषय : Maths

(Subject)

विषयांश : Set

(Topic)

तुकडी : A

(Section)

- १) पाठयांशाचे संघटन :- Teacher assemble the sub topic of lesson (Assembling Subtopic) in a logical manner.
- २) प्रारंभाची कार्यवाही :- Teacher asked the question to student to (Introduction) arouse their previous knowledge.
- ३) हेतूकथन :- Teacher tell the name of the topic to the (Statement of Aim) student clearly
- ४) स्पष्टीकरण, उदाहरणे, दाखले :- Teacher explains the various topics (Explanation, Examples & Illustrations) of lessons to the students
- ५) मूलभूत प्रश्न पद्धती :- lesson - related questions are asked by (Questioning Skill) teacher to students.
- ६) मुक्त प्रश्न :- By asking open-ended question logical (Open-ended Questions) thinking promote the logical thinking of students.
- ७) प्रबलन :- student give the proper answer of (Re-inforcement) question to the teacher
- ८) फलकलेखन :- Teacher writes the name of information (Black-Board Writing) of topic on board

- 9) चेतक बदल :- While explaining to the topic of the loss
(Stimulus Variation) the teacher has used the proper voice module.
- 90) वर्ग व्यवस्थापन :- The class was fully controlled by teacher
(Class Control) during classroom teaching.
- 91) समारोप कार्यवाही व स्वाध्याय :- Teacher gives some example for
(Recapitulation & Home Work) homework on black board to the students to use time
- 92) मूल्यमापन :- By using various example teacher evaluates
(Evaluation) the students
- 93) विद्यार्थी प्रतिसाद :- Because of teacher personality was good
(Student Response) student response was nice
- 94) शिक्षक व्यक्तित्व :- The teacher personality was good
(Teacher's Personality) response was nice
- 95) विषयज्ञान प्रभुत्व :- The teacher has good knowledge of the
(Subject Knowledge) subject
- 96) कार्यवाहीतील नियोजनबद्धता :- The teacher has good knowledge
(Planning) of the subject the topic of lesson plan by teacher before for classroom thinking
- 97) अभिप्राय :- The classroom teaching done by the
(Remarks) teacher was nice

98)

				✓
--	--	--	--	---

निकृष्ट निम्न साधारण चांगला उत्कृष्ट
Weak Below Average Good Nice
Average

छात्र अध्यापकाचे नांव व स्वाक्षरी

(Student-Teacher's Name & Sign.)

प्राध्यापकाची स्वाक्षरी

(Incharge Teacher Sign.)

पाठ निरीक्षकाचे नांव व स्वाक्षरी

(Observer's Name & Sign.)

निरीक्षण क्र. (Observation No.) : 02

पाठ घेणाऱ्या छात्र अध्यापकाचे नांव : _____

Ashok Sandey

(Student-Teacher's Name)

शाळा/महाविद्यालयाचे नांव : _____

Nagari parishad high school Sandey

(School Name)

इयत्ता

8

(Class)

विषय : _____

(Subject)

Maths
Science

विषयांश : _____

(Topic)

Force

नुकडी : _____

(Section)

A

- 1) पाठयांशाचे संघटन :- Teacher assemble the subtopic of lesson in a logical manner
(Assembling Subtopic)
- 2) प्रारंभाची कार्यवाही :- Teacher asked the question to student to arises their previous knowledge
(Introduction)
- 3) हेतूकथन :- Teacher tell the name of the topic to the Student clearly
(Statement of Aim)
- 4) स्पष्टीकरण, उदाहरणे, दाखले :- Teacher explains the various topics of lessons to the students
(Explanation, Examples & Illustrations)
- 5) मूलभूत प्रश्न पद्धती :- lesson related question are asked by teacher to students.
(Questioning Skill)
- 6) मुक्त प्रश्न :- By asking open-ended question logical thinking promotes the logical thinking of students
(Open-ended Questions)
- 7) प्रबलन :- Student given the proper answer of question to the teacher
(Re-inforcement)
- 8) फलकलेखन :- Teacher write the name of information of topic on board
(Black-Board Writing)

- 9) चेतक बदल :- while explaining to the topic of the lesson
(Stimulus Variation) the teacher has used the proper voice module
- 90) वर्ग व्यवस्थापन :- The class was fully controlled by teacher
(Class Control) during classroom teaching
- 91) समारोप कार्यवाही व स्वाध्याय :- Teacher gives some example for
(Recapitulation & Home Work) homework on black board to the students to use time
- 92) मूल्यमापन :- By using various example teacher evaluate
(Evaluation) the students.
- 93) विद्यार्थी प्रतिसाद :- Because of teacher's personality was good
(Student Response) student response was nice.
- 94) शिक्षक व्यक्तिमत्त्व :- Because of teacher's personality was good
(Teacher's Personality) student response was nice.
- 95) विषयज्ञान प्रभुत्व :- The teacher has good knowledge of
(Subject Knowledge) the subject
- 96) कार्यवाहीतील नियोजनबद्धता :- The teacher has good knowledge
(Planning) of the subject the topic of lesson planned by teacher before for classroom thinking
- 97) अभिप्राय :- The classroom teaching done by the
(Remarks) :- teacher was nice.

98)

				✓
निकृष्ट	निम्न	साधारण	चांगला	उत्कृष्ट
Weak	Below	Average	Good	Nice
	Average			

छात्र अध्यापकाचे नांव व स्वाक्षरी

(Student-Teacher's Name & Sign.)

प्राध्यापकाची स्वाक्षरी

(Incharge Teacher Sign.)

पाठ निरीक्षकाचे नांव व स्वाक्षरी

(Observer's Name & Sign.)

निरीक्षण क्र. (Observation No.): 03

पाठ घेणाऱ्या छात्र अध्यापकाचे नांव : _____

Mrs. Kiran R. Naik.

(Student-Teacher's Name)

शाळा/महाविद्यालयाचे नांव : Nagar parishad high school
Saoney

इयत्ता

9

(School Name)

(Class)

विषय : Hindi

विषयांश : Shekhachili

तुकडी :

B

(Subject)

(Topic)

(Section)

- १) पाठयांशाचे संघटन :- Teacher assemble the sub topic of lesson in a logical manner
(Assembling Subtopic)
- २) प्रारंभाची कार्यवाही :- Teacher asked the question to student to wise their previous knowledge
(Introduction)
- ३) हेतूकथन :- Teacher tell the name of the topic to the student clearly
(Statement of Aim)
- ४) स्पष्टीकरण, उदाहरणे, दाखले :- Teacher to explains the various topics of lessons to the students.
(Explanation, Examples & Illustrations)
- ५) मूलभूत प्रश्न पद्धती :- lesson related questions were asked by teacher to students
(Questioning Skill)
- ६) मुक्त प्रश्न :- by asking open-ended question logical thinking promotes the logical thinking of students
(Open-ended Questions)
- ७) प्रबलन :- student given the proper answer of question to the teacher
(Re-inforcement)
- ८) फलकलेखन :- Teacher writes the some of information of topic on board
(Black-Board Writing)

- 9) चेतक बदल :- while explaining to the topic of the lesson the teacher has used the proper voice module.
(Stimulus Variation)
- 90) वर्ग व्यवस्थापन :- The class was fully controlled by teacher during classroom teaching.
(Class Control)
- 91) समारोप कार्यवाही व स्वाध्याय :- Teacher gives some example for homework on black board to the students to use time.
(Recapitulation & Home Work)
- 92) मूल्यमापन :- By using various example teacher evaluates the students.
(Evaluation)
- 93) विद्यार्थी प्रतिसाद :- Because of teacher personality was good student response was nice.
(Student Response)
- 94) शिक्षक व्यक्तिमत्व :- Because of teacher personality was good student response was nice.
(Teacher's Personality)
- 95) विषयज्ञान प्रभुत्व :- The teacher has good knowledge of the subject.
(Subject Knowledge)
- 96) कार्यवाहीतील नियोजनबद्धता :- The teacher has good knowledge of the subject the topic of lesson planned by teacher before for classroom thinking.
(Planning)
- 97) अभिप्राय :- The classroom teaching done by the teacher was nice.
(Remarks)

98)

				✓
--	--	--	--	---

निकृष्ट निम्न साधारण चांगला उत्कृष्ट
Weak Below Average Good Nice
Average

Kucab
छात्र अध्यापकाचे नाव व स्वाक्षरी

(Student-Teacher's Name & Sign.)

[Signature]
प्राध्यापकाची स्वाक्षरी

(Incharge Teacher Sign.)

पाठ निरीक्षकाचे नाव व स्वाक्षरी

(Observer's Name & Sign)

- 9) चेतक बदल :- while explaining to the topic of the
(Stimulus Variation) lesson the teacher has used the proper voice module.
- 90) वर्ग व्यवस्थापन :- The class was fully controlled by teacher
(Class Control) during classroom teaching
- 91) समारोप कार्यवाही व स्वाध्याय :- Teacher gives some example for
(Recapitulatio & Home Work) homework on blackboard to the students to use time
- 92) मूल्यमापन :- By using various example teacher evaluate.
(Evaluation) the students.
- 93) विद्यार्थी प्रतिसाद :- Because of teacher personality was
(Student Response) good student response was nice
- 94) शिक्षक व्यक्तित्व :- The teacher has good knowledge of
(Teacher's Personality) the subject personality was good student response was nice
- 95) विषयज्ञान प्रभुत्व :- The teacher has good knowledge of
(Subject Knowledge) the subject
- 96) कार्यवाहीतील नियोजनबद्धता :- The teacher has good knowledge
(Planning) of the subject the topic of lesson Planned by teacher before for classroom thinking
- 97) अभिप्राय
(Remarks) :- The classroom teaching done by the teacher was nice.

98)

				✓
--	--	--	--	---

निकृष्ट निम्न साधारण चांगला उत्कृष्ट
Weak Below Average Good Nice
Average

Kneale
छात्र अध्यापकाचे नांव व स्वाक्षरी

(Student-Teacher's Name & Sign.)

[Signature]
प्राध्यापकाची स्वाक्षरी

(Incharge Teacher Sign.)

पाठ निरीक्षकाचे नांव व स्वाक्षरी

(Observer's Name & Sign)

निरीक्षण क्र. (Observation No.) : 05

पाठ घेणाऱ्या छात्र अध्यापकाचे नांव : K.C. Sengar

(Student-Teacher's Name)

शाळा/महाविद्यालयाचे नांव : Nagan Panshod high school

(School Name)

इयत्ता 8

(Class)

विषय : Geography

(Subject)

विषयांश : layers of earth

(Topic)

तुकडी : A

(Section)

- १) पाठयांशाचे संघटन :- Teacher assemble the subtopic of lesson in a logical manner
(Assembling Subtopic)
- २) प्रारंभाची कार्यवाही :- Teacher asked the question to student to revise their previous knowledge
(Introduction)
- ३) हेतूकथन :- Teacher tell the name of the topic to the student clearly
(Statement of Aim)
- ४) स्पष्टीकरण, उदाहरणे, दाखले :- Teacher explains the various topics of lesson to the students
(Explanation, Examples & Illustrations)
- ५) मूलभूत प्रश्न पद्धती :- lesson-related the various topics asked of by teacher to students.
(Questioning Skill)
- ६) मुक्त प्रश्न :- By asking open-ended question logical thinking promotes the logical thinking of students.
(Open-ended Questions)
- ७) प्रबलन :- Student give the proper answer of question to the teacher
(Re-inforcement)
- ८) फलकलेखन :- Teacher writes the name of information of topic on board.
(Black-Board Writing)

- 9) चेतक बदल :- while explaining to the topic of the lesson
(Stimulus Variation) the teacher has used the proper voice module
- 90) वर्ग व्यवस्थापन :- The class was fully controlled by teacher
(Class Control) during classroom teaching
- 91) समारोप कार्यवाही व स्वाध्याय :- Teacher gives some example for
(Recapitulation & Home Work) homeworks on black board to the students to use time
- 92) मूल्यमापन :- By using various example teacher evaluates
(Evaluation) the students.
- 93) विद्यार्थी प्रतिसाद :- Because of teacher personality was
(Student Response) good student response was nice.
- 94) शिक्षक व्यक्तिमत्व :- Because of teachers personality was good
(Teacher's Personality) student response was nice.
- 95) विषयज्ञान प्रभुत्व :- The teacher has good knowledge of the
(Subject Knowledge) subject
- 96) कार्यवाहीतील नियोजनबद्धता :- The teacher has good knowledge of
(Planning) the subject the topic of lesson planned by teacher before for classroom thinking
- 97) अभिप्राय
(Remarks) :- The classroom teaching done by the teacher was nice

98)

				✓
निकृष्ट	निम्न	साधारण	चांगला	उत्कृष्ट
Weak	Below Average	Average	Good	Nice

छात्र अध्यापकाचे नांव व स्वाक्षरी

(Student-Teacher's Name & Sign.)

प्राध्यापकाची स्वाक्षरी

(Incharge Teacher Sign.)

पाठ निरीक्षकाचे नांव व स्वाक्षरी

(Observer's Name & Sign.)

निरीक्षण क्र. (Observation No.) : 06

पाठ घेणाऱ्या छात्र अध्यापकाचे नांव : K.C. Sengar

(Student-Teacher's Name)

शाळा/महाविद्यालयाचे नांव : Nagari parishad high school

इयत्ता 8

(School Name)

(Class)

विषय : History

विषयांश : Election

तुकडी : A

(Subject)

(Topic)

(Section)

- १) पाठयांशाचे संघटन :- Teacher assemble the sub topic of lesson (Assembling Subtopic) in a logical manner
- २) प्रारंभाची कार्यवाही :- Teacher asked the question to students (Introduction) to assess their previous knowledge
- ३) हेतूकथन :- Teacher tell the name of the topic to the (Statement of Aim) student clearly
- ४) स्पष्टीकरण, उदाहरणे, दाखले :- Teacher explains the various topics of lessons to the students. (Explanation, Examples & Illustrations)
- ५) मूलभूत प्रश्न पद्धती :- lesson-related question are asked by (Questioning Skill) teacher to students.
- ६) मुक्त प्रश्न :- By asking open-ended question logical (Open-ended Questions) thinking promotes the logical thinking of student.
- ७) प्रबलन :- Student give the proper answer of (Re-inforcement) question to the teacher.
- ८) फलकलेखन :- Teacher writes the name of information (Black-Board Writing) of topic on board

- 9) चेतक बदल :- While explaining to the topic of the
(Stimulus Variation) lesson the teacher has used the proper voice module
- 90) वर्ग व्यवस्थापन :- The class was fully controlled by
(Class Control) teacher during classroom teaching
- 99) समारोप कार्यवाही व स्वाध्याय :- Teachers gives some example fr
(Recapitulation & Home Work) homework on black board to the students to use time
- 92) मूल्यमापन :- By using various example teacher evaluated
(Evaluation) the students.
- 93) विद्यार्थी प्रतिसाद :- Because of teacher personality was go
(Student Response) Student response was nice.
- 98) शिक्षक व्यक्तित्व :- Because of teacher personality was
(Teacher's Personality) good student response was nice
- 94) विषयज्ञान प्रभुत्व :- The teacher has good knowledge of
(Subject Knowledge) the student subject
- 96) कार्यवाहीतील नियोजनबद्धता :- The teacher has good knowledge
(Planning) of the subject the topic of lesson planned by teacher before for classroom thinkings.
- 97) अभिप्राय :- The classroom teaching done by the
(Remarks) teacher was nice.


98)

				✓
--	--	--	--	---

निकृष्ट निम्न साधारण चांगला उत्कृष्ट
Weak Below Average Good Nice
Average


छात्र अध्यापकाचे नांव व स्वाक्षरी

(Student-Teacher's Name & Sign.)


प्राध्यापकाची स्वाक्षरी

(Incharge Teacher Sign.)

पाठ निरीक्षकाचे नांव व स्वाक्षरी

(Observer's Name & Sign)

के. डी. पवार शिक्षण महाविद्यालय
सावनेर, जि. नागपूर

K. D. PAWAR SHIKSHAN MAHAVIDYALAYA,
SAONER

शैक्षणिक सत्र 2022 - 2024
(Session)



सराव पाठ निरीक्षण पुस्तिका
(Observation Book)

छात्र अध्यापकाचे नांव : Vaishnavi Vishnuji Gayaki
(Student-Teacher's Name)

क्रमांक : _____
(Roll No.)

अध्यापन पद्धती : १) Biology
(Methods)

२) Chemistry

निरीक्षण क्र. (Observation No.) :

पाठ घेणाऱ्या छात्र अध्यापकाचे नांव : Niketa V. Gujar

(Student-Teacher's Name)

शाळा/महाविद्यालयाचे नांव : Nagar parishad High School sonner

इयत्ता 8th

(School Name)

विषय : English

विषयांश : Golden chain

(Class)

तुकडी :

(Subject)

(Topic)

(Section)

- १) पाठयांशाचे संघटन :- The teacher assembled the topic (Assembling Subtopic) of lesson in logical manner.
- २) प्रारंभाची कार्यवाही :- Teacher asked some question to (Introduction) the students check their attention.
- ३) हेतूकथन :- The name of topic clearly tell (Statement of Aim) to the students.
- ४) स्पष्टीकरण, उदाहरणे, दाखले :- The teacher explained lessor (Explanation, Examples & Illustrations) by giving various example.
- ५) मूलभूत प्रश्न पद्धती :- The teacher asked the question (Questioning Skill) to the student based on topic.
- ६) मुक्त प्रश्न :- The teacher asked open ended (Open-ended Questions) questions to the students to progre-tes their thinking.
- ७) प्रबलन :- To Praising and telling their mistake (Re-inforcement) to solve to the student teacher promote the student to give answer.
- ८) फलकलेखन :- Teacher write example on (Black-Board Writing) board based on topic.

- 9) चेतक बदल :- While explaining the topic of the lesson (Stimulus Variation) the teacher has used the proper voice modulation.
- 90) वर्ग व्यवस्थापन :- The class was fully controlled by (Class Control) teacher during classroom teaching.
- 91) समारोप कार्यवाही व स्वाध्याय :- Teacher give some example (Recapitulation & Home Work) for homework on blackboard to the student for learning.
- 92) मूल्यमापन :- By using various example teacher (Evaluation) evaluate the students.
- 93) विद्यार्थी प्रतिसाद :- Because the teacher personality (Student Response) good student response was nice.
- 94) शिक्षक व्यक्तित्व :- The teacher was very impressi (Teacher's Personality) and nice.
- 95) विषयज्ञान प्रभुत्व :- The teacher has whole knowl (Subject Knowledge) of subject.
- 96) कार्यवाहीतील नियोजनबद्धता :- The topic of lesson was (Planning) preplanned by teacher before classroom teaching.
- 97) अभिप्राय (Remarks) :- The classroom teaching done by the teacher was nice.

98)

				✓
--	--	--	--	---

निकृष्ट निम्न साधारण चांगला उत्कृष्ट

Weak Below Average Good Nice

Average

छात्र अध्यापकाचे नांव व स्वाक्षरी

(Student-Teacher's Name & Sign.)

प्राध्यापकाची स्वाक्षरी

(Incharge Teacher Sign.)

पाठ निरीक्षकाचे नांव व स्वाक्षरी

(Observer's Name & Sign.)

V. V. Gayaki

निरीक्षण क्र. (Observation No.):

पाठ घेणाऱ्या छात्र अध्यापकाचे नांव : K. L. Sengar.

(Student-Teacher's Name)

शाळा/महाविद्यालयाचे नांव : Nagar Parishad High - 8th
School Saoner.

(School Name)

(Class)

विषय : Hindi

विषयांश : अनमोल वचन

तुकडी :

(Subject)

(Topic)

(Section)

- १) पाठयांशाचे संघटन :- The teacher assembled the topic (Assembling Subtopic) of lesson in logical manner.
- २) प्रारंभाची कार्यवाही :- Teacher asked some question (Introduction) to the students check their attention.
- ३) हेतूकथन :- The name of clearly tell to the (Statement of Aim) students.
- ४) स्पष्टीकरण, उदाहरणे, दाखले :- The teacher explained lesson by (Explanation, Examples & Illustrations) giving various examples.
- ५) मूलभूत प्रश्न पद्धती :- The teacher asked the question to (Questioning Skill) the student based on topic
- ६) मुक्त प्रश्न :- The teacher asked open ended question (Open-ended Questions) to the students to promote their thinking.
- ७) प्रबलन :- To Praising and telling their mistake (Re-inforcement) to solve to the student teacher promote the student give answer.
- ८) फलकलेखन :- (Black-Board Writing) Teacher write example on board based on topic.

- 9) **चेतक बदल :-** While explaining the topic of the lesson the teacher has used the Proper Voice module.
(Stimulus Variation)
- 90) **वर्ग व्यवस्थापन :-** The class was fully controlled by teacher during classroom teaching.
(Class Control)
- 91) **समारोप कार्यवाही व स्वाध्याय :-** Teacher give some example of homework on blackboard to the student for learning.
(Recapitulation & Home Work)
- 92) **मूल्यमापन :-** By using various example teacher evaluate the students.
(Evaluation)
- 93) **विद्यार्थी प्रतिसाद :-** Because the teacher personally student response was nice.
(Student Response)
- 94) **शिक्षक व्यक्तिमत्त्व :-** The teacher was very impressive and nice.
(Teacher's Personality)
- 95) **विषयज्ञान प्रभुत्व :-** The teacher has whole knowledge of subject.
(Subject Knowledge)
- 96) **कार्यवाहीतील नियोजनबद्धता :-** The topic of lesson was prepared by teacher before classroom teaching.
(Planning)
- 97) **अभिप्राय**
(Remarks) :- The classroom teaching done by the teacher was nice.

98)

				✓
--	--	--	--	---

निकृष्ट निम्न साधारण चांगला उत्कृष्ट
Weak Below Average Good Nice
Average

छात्र अध्यापकाचे नांव व स्वाक्षरी

(Student-Teacher's Name & Sign.)

K. C. Senyari

प्राध्यापकाची स्वाक्षरी

(Incharge Teacher Sign.)

पाठ निरीक्षकाचे नांव व स्वाक्षरी

(Observer's Name & Sign.)

Vaishnavi V. G.

निरीक्षण क्र. (Observation No.) :

पाठ घेणाऱ्या छात्र अध्यापकाचे नांव : Shri J. S. Deshmukh

(Student-Teacher's Name)

शाळा/महाविद्यालयाचे नांव : Nagar parishad High School saoner इयत्ता 9th

(School Name)

(Class)

विषय : History विषयांश : समता आंदोलन तुकडी : B

(Subject)

(Topic)

(Section)

- १) पाठयांशाचे संघटन :- The teacher assembled the topic (Assembling Subtopic) of lesson in logical manner.
- २) प्रारंभाची कार्यवाही :- Teacher asked some question to (Introduction) the students check their attention.
- ३) हेतूकथन :- The name of topic clearly tell to (Statement of Aim) the students.
- ४) स्पष्टीकरण, उदाहरणे, दाखले :- The teacher explained lesson (Explanation, Examples & Illustrations) by giving various examples.
- ५) मूलभूत प्रश्न पद्धती :- The teacher asked the question (Questioning Skill) to the student based on topic.
- ६) मुक्त प्रश्न :- The teacher asked the question to (Open-ended Questions) the student to prognoses their thinking.
- ७) प्रबलन :- TO Praising and telling their mistakes (Re-inforcement) to solve to the student teacher promote the student to give answer.
- ८) फलकलेखन :- Teacher write example on board (Black-Board Writing) based on topic.

के. डी. पवार शिक्षण महाविद्यालय
सावनेर, जि. नागपूर

K. D. PAWAR SHIKSHAN MAHAVIDYALAYA,
SAONER

शैक्षणिक सत्र 20 – 20
(Session)



सराव पाठ निरीक्षण पुस्तिका
(Observation Book)

छात्र अध्यापकाचे नांव : _____
(Student-Teacher's Name) *Pravita Prashant Godbole.*

क्रमांक : _____
(Roll No.)

अध्यापन पद्धती : १) _____
(Methods) *Biology*

२) _____
chemistry

निरीक्षण क्र. (Observation No.) :

पाठ घेणाऱ्या छात्र अध्यापकाचे नांव : D. S. Bule

(Student-Teacher's Name)

शाळा/महाविद्यालयाचे नांव : Nagar prashad high school, इयत्ता 8th

(School Name)

(Class)

विषय : Drawing

विषयांश :

तुकडी : D.

(Subject)

(Topic)


(Section)


- १) पाठयांशाचे संघटन :- The teacher assembled the topic of lesson in logical manner.
(Assembling Subtopic)
- २) प्रारंभाची कार्यवाही :- Teacher asked some question to the students check their attention.
(Introduction)
- ३) हेतूकथन :- The name of topic clearly tell to the students.
(Statement of Aim)
- ४) स्पष्टीकरण, उदाहरणे, दाखले :- The teacher explained lesson by giving various examples.
(Explanation, Examples & Illustrations)
- ५) मूलभूत प्रश्न पद्धती :- The teacher asked the question to the student based on topic.
(Questioning Skill)
- ६) मुक्त प्रश्न :- The teacher asked open ended questions to the student to promotes their thinking.
(Open-ended Questions)
- ७) प्रबलन :- to praising and telling telling their mistake + solve to the student teacher promote the student to give answer.
(Re-inforcement)
- ८) फलकलेखन :- Teacher write example on board based on topic.
(Black-Board Writing)


- 9) चेतक बदल :- while explaining the topic of the lesson
(Stimulus Variation) the teacher has used the proper voice mode.
- 90) वर्ग व्यवस्थापन :- The class was fully controlled by teacher
(Class Control) during classroom teaching.
- 91) समारोप कार्यवाही व स्वाध्याय :- Teacher give some example for
(Recapitulation & Home Work) homework on blackboard to the student for recapping.
- 92) मूल्यमापन :- By using various example teacher
(Evaluation) evaluate the student.
- 93) विद्यार्थी प्रतिसाद :- Because the teacher personality good
(Student Response) student response was nice.
- 94) शिक्षक व्यक्तित्व :- The teacher was very impressive
(Teacher's Personality) and nice.
- 95) विषयज्ञान प्रभुत्व :- The teacher has whole knowledge
(Subject Knowledge) subject of the teaching.
- 96) कार्यवाहीतील नियोजनबद्धता :- The topic of lesson was prepared
(Planning) by teacher before classroom teaching.
- 97) अभिप्राय :- The classroom teaching done by the teacher
(Remarks) was nice.

98)

				✓
निकृष्ट	निम्न	साधारण	चांगला	उत्कृष्ट
Weak	Below	Average	Good	Nice
	Average			


छात्र अध्यापकाचे नांव व स्वाक्षरी
(Student-Teacher's Name & Sign.)


प्राध्यापकाची स्वाक्षरी
(Incharge Teacher Sign.)


पाठ निरीक्षकाचे नांव व स्वाक्षरी
(Observer's Name & Sign.)

के. डी. पवार शिक्षण महाविद्यालय
सावनेर, जि. नागपूर

K. D. PAWAR SHIKSHAN MAHAVIDYALAYA,
SAONER

शैक्षणिक सत्र 20 – 20
(Session)



सराव पाठ निरीक्षण पुस्तिका
(Observation Book)

छात्र अध्यापकाचे नांव :
(Student-Teacher's Name)

Tejaswini Bhalerao

क्रमांक
(Roll No.)

अध्यापन पद्धती
(Methods)

१)

Chemistry

२)

Biology

निरीक्षण क्र. (Observation No.) : ①

पाठ घेणाऱ्या छात्र अध्यापकाचे नांव : Ashok B. Sandey

(Student-Teacher's Name)

शाळा/महाविद्यालयाचे नांव : Nagar Parishad High School, Saoner इयत्ता 9th

(School Name)

(Class)

विषय : Maths विषयांश : Circled तुकडी : A

(Subject)

(Topic)

(Section)

- १) पाठयांशाचे संघटन :- Teacher assemble the topic of lesson in a logical manner.
(Assembling Subtopic)
- २) प्रारंभाची कार्यवाही :- Teacher asked the question to student to arise their previous knowledge.
(Introduction)
- ३) हेतूकथन :- Teacher tell the name of topic to the student clearly.
(Statement of Aim)
- ४) स्पष्टीकरण, उदाहरणे, दाखले :- Teacher explains the various topics of lessons to students.
(Explanation, Examples & Illustrations)
- ५) मूलभूत प्रश्न पद्धती :- Lesson related questions are asked by teacher to students.
(Questioning Skill)
- ६) मुक्त प्रश्न :- By asking open-ended question logical thinking promote the logical thinking of students.
(Open-ended Questions)
- ७) प्रबलन :- Student give the proper answer of questions to the teacher.
(Re-inforcement)
- ८) फलकलेखन :- Teacher writes the name of information of topic on board.
(Black-Board Writing)

- 9) **चेतक बदल :-** (Stimulus Variation) while explaining to the topic of the le the teacher has used the proper voice module.
- 90) **वर्ग व्यवस्थापन :-** (Class Control) the class was fully controlled by teacher & teaching.
- 91) **समारोप कार्यवाही व स्वाध्याय :-** (Recapitulation & Home Work) Teacher gives some example for homework on black board to the stud to use time.
- 92) **मूल्यमापन :-** (Evaluation) By using various example, teacher evaluate the students.
- 93) **विद्यार्थी प्रतिसाद :-** (Student Response) Because of teacher personalisty was good student response was good.
- 94) **शिक्षक व्यक्तिमत्व :-** (Teacher's Personality) The teacher had good knowledge of the subject.
- 95) **विषयज्ञान प्रभुत्व :-** (Subject Knowledge) the teacher has good knowledge of the subje the topic of lesson planned by teacher.
- 96) **कार्यवाहीतील नियोजनबद्धता :-** (Planning) the classroom teaching done by the teacher was nice.
- 97) **अभिप्राय** (Remarks) :- The lecture was attractive.

98)

				✓
--	--	--	--	---

निकृष्ट निम्न साधारण चांगला उत्कृष्ट
Weak Below Average Good Nice
Average

छात्र अध्यापकाचे नांव व स्वाक्षरी
(Student-Teacher's Name & Sign.)

प्राध्यापकाची स्वाक्षरी
(Incharge Teacher Sign.)

पाठ निरीक्षकाचे नांव व स्वाक्षरी
(Observer's Name & Sign.)

के. डी. पवार शिक्षण महाविद्यालय
सावनेर, जि. नागपूर

K. D. PAWAR SHIKSHAN MAHAVIDYALAYA,
SAONER

शैक्षणिक सत्र 2022 - 2024
(Session)



सराव पाठ निरीक्षण पुस्तिका
(Observation Book)

छात्र अध्यापकाचे नांव : ACHAL ISHWAR PAL
(Student-Teacher's Name)

क्रमांक : _____
(Roll No.)

अध्यापन पद्धती : १) BIOLOGY
(Methods)

२) CHEMISTRY

निरीक्षण क्र. (Observation No.) :

D.M. Ghode

पाठ घेणाऱ्या छात्र अध्यापकाचे नांव :

(Student-Teacher's Name)

शाळा/महाविद्यालयाचे नांव :

(School Name)

विषय :

(Subject)

विषयांश :

(Topic)

इयत्ता

(Class)

तुकडी :

(Section)

- १) पाठयांशाचे संघटन :- Teacher assembled the sub topic of lesson in psychological manner.
(Assembling Subtopic)
- २) प्रारंभाची कार्यवाही :- Teacher asked some question to check the attention of students.
(Introduction)
- ३) हेतूकथन :- Teacher tell the name of topic to the student directly clearly.
(Statement of Aim)
- ४) स्पष्टीकरण, उदाहरणे, दाखले :- Teacher help the students to identify the example & differentiate them.
(Explanation, Examples & Illustrations)
- ५) मूलभूत प्रश्न पद्धती :- Teacher asked the question to student very clearly.
(Questioning Skill)
- ६) मुक्त प्रश्न :- The question asked by teacher were open ended and it promotes thinking of students.
(Open-ended Questions)
- ७) प्रबलन :- By praising and telling their mistake were open ended and it promotes thinking of students.
(Re-inforcement)
- ८) फलकलेखन :- By praising and telling their mistake to solve the students teacher promote information on topic.
(Black-Board Writing)

- 9) चेतक बदल :- While explaining topic of lesson the teacher (Stimulus Variation) has used the proper voice motivation.
- 90) वर्ग व्यवस्थापन :- The class was fully controlled by (Class Control) teacher during class room teaching.
- 91) समारोप कार्यवाही व स्वाध्याय :- Teacher gives home work to the (Recapitulation & Home Work) student to find out some examples.
- 92) मूल्यमापन :- By using various examples teacher evaluates (Evaluation) the students.
- 93) विद्यार्थी प्रतिसाद :- Because of teacher personality was (Student Response) good, students response was nice.
- 94) शिक्षक व्यक्तिमत्त्व :- Because of teacher personality very (Teacher's Personality) good, students response.
- 95) विषयज्ञान प्रभुत्व :- The teacher has good knowledge of (Subject Knowledge) chemistry.
- 96) कार्यवाहीतील नियोजनबद्धता :- The teacher has good knowledge (Planning) chemistry the topic of lesson planned by teacher before for classroom teaching.
- 97) अभिप्राय :- The classroom teaching done by the teacher (Remarks) :- was nice.

98)

				✓
--	--	--	--	---

निकृष्ट निम्न साधारण चांगला उत्कृष्ट
Weak Below Average Good Nice
Average

छात्र अध्यापकाचे नांव व स्वाक्षरी

(Student-Teacher's Name & Sign.)

D. M. Gude

प्राध्यापकाची स्वाक्षरी

(Incharge Teacher Sign.)

पाठ निरीक्षकाचे नांव व स्वाक्षरी

(Observer's Name & Sign.)

निरीक्षण क्र. (Observation No.) :

पाठ घेणाऱ्या छात्र अध्यापकाचे नांव : K.C. Sengar

(Student-Teacher's Name)

शाळा/महाविद्यालयाचे नांव : Nagar Parishad high school 8th

(School Name)

(Class)

विषय : Hindi

विषयांश : मेरी सहर

तुकडी : A

(Subject)

(Topic)

(Section)

- १) पाठयांशाचे संघटन :- Teacher assemble the sub-topic of lesson (Assembling Subtopic) in a logical manner.
- २) प्रारंभाची कार्यवाही :- Teacher asked the question to student to (Introduction) arises their previous knowledge.
- ३) हेतूकथन :- Teacher tell the name of the topic to the (Statement of Aim) student clearly.
- ४) स्पष्टीकरण, उदाहरणे, दाखले :- Teacher explains the various topics (Explanation, Examples & Illustrations) of lessons to the students.
- ५) मूलभूत प्रश्न पद्धती :- lesson - related questions are asked (Questioning Skill) by teacher to students.
- ६) मुक्त प्रश्न :- By asking open-ended question logical (Open-ended Questions) the teacher promotes the logical thinking of students.
- ७) प्रबलन :- student give the proper answer of (Re-inforcement) question to the teacher.
- ८) फलकलेखन :- Teacher writes the name of information (Black-Board Writing) of topic on Board.

- 9) चेतक बदल :- While explaining to the topic of the lesson (Stimulus Variation) the teacher has used the proper voice module.
- 90) वर्ग व्यवस्थापन :- The class was fully controlled by teacher during classroom teaching. (Class Control)
- 91) समारोप कार्यवाही व स्वाध्याय :- Teacher gives some example for (Recapitulation & Home Work) homework on black board to the students to use time.
- 92) मूल्यमापन :- By using various example teacher evaluates the students (Evaluation)
- 93) विद्यार्थी प्रतिसाद :- Because of teacher personality was good (Student Response) students response was nice.
- 94) शिक्षक व्यक्तिमत्व :- Because of teacher personality was (Teacher's Personality) good, student response was nice.
- 95) विषयज्ञान प्रभुत्व :- The teacher has good knowledge of (Subject Knowledge) the subject.
- 96) कार्यवाहीतील नियोजनबद्धता :- The teacher has good knowledge (Planning) of the subject the topic of lesson planned by teacher before for classroom thinking.
- 97) अभिप्राय (Remarks) :- The classroom teaching done by the teacher was nice.

98)

				✓
--	--	--	--	---

निकृष्ट निम्न साधारण चांगला उत्कृष्ट
Weak Below Average Good Nice
Average

छात्र अध्यापकाचे नांव व स्वाक्षरी

(Student-Teacher's Name & Sign.)

K. C. Sengupta

प्राध्यापकाची स्वाक्षरी

(Incharge Teacher Sign.)

पाठ निरीक्षकाचे नांव व स्वाक्षरी

(Observer's Name & Sign.)

के. डी. पवार शिक्षण महाविद्यालय
सावनेर, जि. नागपूर

K. D. PAWAR SHIKSHAN MAHAVIDYALAYA,
SAONER

शैक्षणिक सत्र 20²² - 20²⁴
(Session)



सराव पाठ निरीक्षण पुस्तिका
(Observation Book)

छात्र अध्यापकाचे नांव : Ku. Monika M. Singarwade.
(Student-Teacher's Name)

क्रमांक : _____
(Roll No.)

अध्यापन पद्धती : १) Chemistry
(Methods)

२) Biology

निरीक्षण क्र. (Observation No.) :

पाठ घेणाऱ्या छात्र अध्यापकाचे नांव : Archana H. Gollanwar

(Student-Teacher's Name)

शाळा/महाविद्यालयाचे नांव : Nagar parishad School इयत्ता 8th

(School Name)

(Class)

विषय : Chemistry विषयांश : Inside the atom तुकडी : B

(Subject)

(Topic)

(Section)

- १) पाठयांशाचे संघटन :- Teacher assembled the topic of lesson logically.
(Assembling Subtopic)
- २) प्रारंभाची कार्यवाही :- Teacher asks the question to the students to check the attention of students.
(Introduction)
- ३) हेतूकथन :- Teacher tells the topic name by explaining.
(Statement of Aim)
- ४) स्पष्टीकरण, उदाहरणे, दाखले :- for the understanding the teacher use the example and explain it.
(Explanation, Examples & Illustrations)
- ५) मूलभूत प्रश्न पद्धती :- Asking the question for the enhancing the knowledge of students.
(Questioning Skill)
- ६) मुक्त प्रश्न :- Teacher asked the open-ended question to the students.
(Open-ended Questions)
- ७) प्रबलन :- Teacher asks question to students and students gives correct answers so the teacher gives re-inforcement.
(Re-inforcement)
- ८) फलकलेखन :- Teacher write on black board the meaning of topic.
(Black-Board Writing)

- 9) चेतक बदल :- while the explaining the topic the
(Stimulus Variation) teacher use some body movement.
- 90) वर्ग व्यवस्थापन :- The class was fully control by the
(Class Control) teacher during teaching.
- 91) समारोप कार्यवाही व स्वाध्याय :- Teacher gives home work on
(Recapitulatio & Home Work) black board use proper time.
- 92) मूल्यमापन :- Using various example teacher evaluate
(Evaluation) the students.
- 93) विद्यार्थी प्रतिसाद :- giving answers the students gives
(Student Response) the good response.
- 94) शिक्षक व्यक्तित्व :- The teacher personality was very
(Teacher's Personality) impressive and nice.
- 95) विषयज्ञान प्रभुत्व :- The teacher has good knowledge of
(Subject Knowledge) the subject.
- 96) कार्यवाहीतील नियोजनबद्धता :- The topic of lesson was planned
(Planning) by teacher before the classroom teaching.
- 97) अभिप्राय
(Remarks) :- The classroom teaching done by
the teacher was nice.

98)

				✓
निकृष्ट	निम्न	साधारण	चांगला	उत्कृष्ट
Weak	Below Average	Average	Good	Nice

छात्र अध्यापकाचे नांव व स्वाक्षरी

(Student-Teacher's Name & Sign.)

प्राध्यापकाची स्वाक्षरी

(Incharge Teacher Sign.)

पाठ निरीक्षकाचे नांव व स्वाक्षरी

(Observer's Name & Sign.)

के. डी. पवार शिक्षण महाविद्यालय
सावनेर, जि. नागपूर

K. D. PAWAR SHIKSHAN MAHAVIDYALAYA,
SAONER

शैक्षणिक सत्र 2022-2024
(Session)

B.ed sem III



सराव पाठ निरीक्षण पुस्तिका
(Observation Book)

छात्र अध्यापकाचे नांव :
(Student-Teacher's Name)

कु. योगिता महेंद्र शेंदरे
(Yogita Mahendray shendrey)

क्रमांक
(Roll No.)

अध्यापन पद्धती
(Methods)

१) भौतिकशास्त्र (Physics)

२) गणित (Mathematics)

निरीक्षण क्र. (Observation No.) :

पाठ घेणाऱ्या छात्र अध्यापकाचे नांव : मोरेश्वर कान्हेजी कारसर्पे

(Student-Teacher's Name)

शाळा/महाविद्यालयाचे नांव : नगर परिषद हायस्कूल साके इयत्ता

(School Name)

(Class)

19 वा

विषय : मराठी विषयांश : आदर्शवादी मूळगावक तुकडी :

(Subject)

(Topic)

(Section)

१) पाठयांशाचे संघटन :- शिक्षकांनी पाठयांशाचे धाकानुसार
(Assembling Subtopic) संघटन केले.

२) प्रारंभाची कार्यवाही :- शिक्षकांनी विद्यार्थ्यांना समाजाच्या
(Introduction) दृष्टी सांगून प्रारंभ केले.

३) हेतूकथन :- शिक्षकांनी पाठाचा हेतू काय आहे
(Statement of Aim) ते स्पष्टपणे सांगितले.

४) स्पष्टीकरण, उदाहरणे, दाखले :- शिक्षकांनी पाठाबद्दल विविध
(Explanation, Examples & Illustrations) उदाहरणे दिली.

५) मूलभूत प्रश्न पद्धती :- शिक्षकांनी विद्यार्थ्यांना पाठाबद्दल
(Questioning Skill) प्रश्न विचारले.

६) मुक्त प्रश्न :- शिक्षकांनी विद्यार्थ्यांना जिवनाविषयी
(Open-ended Questions) प्रश्न विचारले.

७) प्रबलन :- शिक्षकांनी पाठाची पुनरावृत्ती केली.
(Re-inforcement)

८) फलकलेखन :- शिक्षकांनी फर्क्यावर सूवाच्च अक्षरात
(Black-Board Writing) फलक लेखन केले.

- 9) चेतक बदल :- विद्यार्थ्यांना कथन कसताना चेहऱ्याचे (Stimulus Variation) यांचे प्रतिक्रिये केले.
- १०) वर्ग व्यवस्थापन :- विद्यार्थी शांतपणे व एकामेलेले शिक्षक (Class Control) मह्द दिले.
- ११) समारोप कार्यवाही व स्वाध्याय :- विद्यार्थ्यांना धरी स्मरणविद्यास (Recapitulation & Home Work) स्वाध्याय दिले.
- १२) मूल्यमापन :- शिक्षकांनी विद्यार्थ्यांची चांगल्या पद्धतीने (Evaluation) मूल्यमापन केले.
- १३) विद्यार्थी प्रतिसाद :- शिक्षकांनी विद्यार्थ्यांना विचारलेल्या (Student Response) प्रश्नांचे उत्तरे देत.
- १४) शिक्षक व्यक्तिमत्व :- शिक्षकांचे व्यक्तीमत्व चांगले होते. (Teacher's Personality)
- १५) विषयज्ञान प्रभुत्व :- शिक्षकांना विद्यार्थ्यांविरुद्ध केलेले सारांश (Subject Knowledge) थूप सांगले केले.
- १६) कार्यवाहीतील नियोजनबद्धता :- शिक्षकांची शिकवण्याची नियोजन (Planning) तयारी चांगली होती.
- १७) अभिप्राय (Remarks) :- शिक्षकांनी विद्यार्थ्यांच्या उत्कृष्ट वजची शिक्षण दिले.

१८)

				✓
निकृष्ट	निम्न	साधारण	चांगला	उत्कृष्ट
Weak	Below	Average	Good	Nice
	Average			

छात्र अध्यापकाचे नांव व स्वाक्षरी

(Student-Teacher's Name & Sign.)

मोक्षेश्वर काव्होजी कारसे

प्राध्यापकाची स्वाक्षरी

(Incharge Teacher Sign.)

पाठ निरीक्षकाचे नांव व स्वाक्षरी

(Observer's Name & Sign.)

निरीक्षण क्र. (Observation No.) :

पाठ घेणाऱ्या छात्र अध्यापकाचे नांव : स्वीमती जी. एस. देशमुख

(Student-Teacher's Name)

शाळा/महाविद्यालयाचे नांव : नगर परिषद हायस्कूल, सावनेर इयत्ता ७ वा

(School Name)

(Class)

विषय : हिंदी विषयांश : मेरे पिताजी पुकडी : अ

(Subject)

(Topic)

(Section)

- १) पाठयांशाचे संघटन :- शिक्षकांनी विद्यार्थ्यांना हाक पाडून
(Assembling Subtopic) शिकवले.
- २) प्रारंभाची कार्यवाही :- शिक्षकांनी विविध उदाहरणे देऊन प्रारंभ केले.
(Introduction)
- ३) हेतूकथन :- शिक्षकांनी पाठाचा हेतू काय आहे ते स्पष्टपणे
(Statement of Aim) सांगितले.
- ४) स्पष्टीकरण, उदाहरणे, दाखले :- शिक्षकांनी पाठाबद्दल विविध
(Explanation, Examples & Illustrations) उदाहरणे दिली.
- ५) मूलभूत प्रश्न पद्धती :- शिक्षकांनी विद्यार्थ्यांना पाठाबद्दल
(Questioning Skill) प्रश्न विचारले.
- ६) मुक्त प्रश्न :- शिक्षकांनी विद्यार्थ्यांना जीवनाविषयी
(Open-ended Questions) प्रश्न विचारले.
- ७) प्रबलन :- शिक्षकांनी पाठाची पुनरावृत्ती केली.
(Re-inforcement)
- ८) फलकलेखन :- शिक्षकांनी पाठाचे विषय, हाक, दिनांक
(Black-Board Writing) तारीख लिहीले.

- 9) चेतक बदल :- शिक्षकांचे चेहऱ्या वरील हावभाव, हातार (Stimulus Variation) चांगली केली.
- १०) वर्ग व्यवस्थापन :- विद्यार्थी एकामतेने ऐकत होते. (Class Control)
- ११) समारोप कार्यवाही व स्वाध्याय :- विद्यार्थ्यांना स्वाध्याय व (Recapitulation & Home Work) कार्यपुस्तिका सोडविण्यास दिली.
- १२) मूल्यमापन :- शिक्षकांचे विद्यार्थ्यांचे चांगल्या पद्धतीने (Evaluation) मूल्यमापन केले.
- १३) विद्यार्थी प्रतिसाद :- विद्यार्थ्यांकडून उत्कृष्ट असा प्रतिसाद (Student Response) मिळाला.
- १४) शिक्षक व्यक्तिमत्व :- शिक्षकांचे व्यक्तिमत्व चांगले होते. (Teacher's Personality)
- १५) विषयज्ञान प्रभुत्व :- शिक्षकांना विषयाचे खूप ज्ञान होते. (Subject Knowledge)
- १६) कार्यवाहीतील नियोजनबद्धता :- शिक्षकांनी बरे शिकविण्याची नियोजन (Planning) पद्धती चांगली होती.
- १७) अभिप्राय :- शिक्षकांनी चांगल्या पद्धतीने शिक्का दिले (Remarks) :-

१८)

			✓	
निकृष्ट	निम्न	साधारण	चांगला	उत्कृष्ट
Weak	Below Average	Average	Good	Nice

छात्र अध्यापकाचे नांव व स्वाक्षरी
(Student-Teacher's Name & Sign.)

प्राध्यापकाची स्वाक्षरी
(Incharge Teacher Sign.)

पाठ निरीक्षकाचे नांव व स्वाक्षरी
(Observer's Name & Sign)

श्रीमती जे.एस. देशमुख